



# January 2020 Newsletter

PO Box 57-099  
Mana 5247

[www.coastalquilters.org.nz](http://www.coastalquilters.org.nz)  
Email: [coastal.quilters@gmail.com](mailto:coastal.quilters@gmail.com)

## President's Piece

I hope the holiday season gave you the opportunity to relax, catch up with friends and family, and perhaps do some sewing.

While some of New Zealand hasn't had the most summery of weather, I'm sure we prefer this, to the hot conditions they're experiencing in Australia along with the awful bush fires. I know most of us have friends and or family living in the affected areas and wish we could do something for them, apart from pray for rain, no wind and cooler temperatures.

In December I sent out an email about a proposed trip to the Sydney Craft and Quilt Fair. At this stage we're just wanting to know how many people would be interested in going. If you have any questions or you missed the email, please do get in touch.

We have some interesting speakers and classes to look forward to this year and it'll be great to catch up with everyone at our first meeting for 2020 on February 8th.

A belated Happy New Year.

Prue Cooke-Willis

## Sit 'N' Stitch – 25 January 2020

Kick off the quilting year right with the first Coastal Quilters event of the year – January Sit 'N' Stitch.

What a great way to follow through on all of our quilting New Years resolutions. Also, a great chance to catch up with our club friend who we may not have seen in a few months. Bring along your hand or machine projects and maybe show what was in your stockings over the holidays.

Remember to bring your cup and a small something to share for morning or afternoon tea. Come for the whole day, or pop in for whatever time you can spare. Look forward to seeing you.

Enquiries to Lesley Hall 2338194 or [lesleyvhall@gmail.com](mailto:lesleyvhall@gmail.com)

## Quick Guide

Next meeting: 8  
February 2020

Speaker: Alison Tierney.  
Doors Open at 1 pm  
more information pg 2.

Next Sit 'N' Stitch: 25  
January 2020

10-4 St Andrew's Hall.  
Contact Lesley Hall for  
more information.

## Inside this issue:


President's Piece	1
Sit N Stitch	1
Next Meeting	2
Library	2
Mini-Symposium	2
Classes	3
Retreats	3
Committee	4
Notices	4
Calendars	5
Summer BOM	7

## Next Meeting – 8 February 2020

The first meeting for the year is our February meeting on 8 February 2020. It is going to be our usual meeting. You can hand in your summer block of the month (see the end of the newsletter for the pattern). The library will be open for you to hand in your library books and take out new ones. There will be raffles and sales table. Our speaker this month is our very own Alison Tierney. I cant wait to see what she brings in to show us.

## Library News

This month we have a few more magazines for the library plus a good read:



### Walking Foot Quilting with Leah Day

In this book you'll find advice on choosing the right design for your quilt, instructions for 30 different walking foot quilting designs, and tips and troubleshooting tricks for both beginners and experts.

## Meeting Checklist:

- Mug for a cupper.
- Items for sales table.
- Money for raffles and sales table.
- Library books.
- Show and tell items.
- Block of the month: "Boxes in Boxes".



Don't forget to return all the books you've had out on loan over the last couple of months. Hope you've had time for lots of reading and been able to find ideas and inspiration from them! Remember there is a \$1 fine per month per book for all overdue books.

## Meeting Duties

February 2020 – First meeting of the year	March 2020
<b>Hall:</b> Jan Lucas and Alison MacKenzie	<b>Hall:</b> Bridget Quigan and Sally Ross
<b>Kitchen:</b> Mary Moore and Lou Nicoll	<b>Kitchen:</b> Judith Shilling and Shirley Sowry
<b>Sales:</b> Christine McKenna and Linda Medcalf	<b>Sales:</b> Prue Ryder and Anne Scannell
<b>Raffles:</b> Helen Marshall	<b>Raffles:</b> Virginia Ramsay
<b>Frames:</b> Janine Armstrong and Alz Armstrong	<b>Frames:</b> Janine Armstrong and Alz Armstrong
<b>Library:</b> Marilyn Maclachlan	<b>Library:</b> Diana Quigan
<b>Holder:</b> Judith Pinny and Pauline Procter	<b>Holder:</b> Alison Spurdle and Christine Story

PLEASE SWAP WITH ANOTHER MEMBER IF YOU CAN'T DO YOUR DUTY, or if this is not possible call Anne-Marie Dunlop in plenty of time for her to get a replacement.

Please arrive at the hall at 12:45 pm if you are on a duty that sets up the hall/tables. If you are unsure of your duties see Anne-Marie or Angela when you arrive. Thank you in advance for doing your duties! They really are important and your efforts are gratefully recognized.

## Mini Quilt Symposium

There is a mini-symposium in Palmerston North next year. The dates will be October 1-4 2020. You can register at <https://quiltcentral.co.nz/>.

## Up-coming classes

Classes are a great way to learn a new skill or to start a new project. If you have suggestions of classes that you would like to do, talk to Alz or put a suggestion in the suggestion box that is on the sign-in table on meeting days. The course cost for members is \$35 and non-members is \$50. Occasionally a class will have an additional cost for equipment or materials. Your place in class is not secured until you pay. All classes start at 9.30am and are at the Plimmerton School unless stated otherwise

**If paying online,** use the clubs bank account BNZ - 02 0524 0056822 00 and add the following information to the payment:

Particulars: Your Name

Code: Class

Reference: Class reference below

<u>Name of class</u>	<u>Tutor</u>	<u>Date</u>	<u>Notes</u>	<u>Payment Ref.</u>
Bunnies	Griet Lombard	15/3/20	FULL	Bunnies
TBA	Jacqui Karl	5/4/20	Class still to be finalized	TBA
Cathedral Windows	Dianne Southey	17/5/20	FULL	CathWin
Let's Finish it 2020!	Dianne Barnden	21/6/20	Skills and inspiration class. See below for info.	FinJun
Doily Quilt	Dianne Barnden	20/9/20	Details to come.	Doily
Rag End Quilt with old Jeans	Dianne Barnden	18/10/20	Details to come.	RagQlt

### **Let's Finish it – a class for all skill types and projects**

The unique thing about this class is that YOU choose the project to work on. It is like having your own teacher for your unique situation. It is great for anyone who has a project that has stalled. Whether it is at the very beginning on what fabrics to use or how to start; in the middle where you have hit a road block; or just getting the time/inspiration to put the finishing touches on. Dianne Barnden has been running this class for a few years now. She contacts you a bit before the class to see if there is anything in particular you need help with to make sure she is in the best possible position to help you on the day. It is a great day to come and sew with a lovely bunch of people.

## Retreats 2020

Looking to have a fun time talking and sewing in 2020? Coastal Quilter's guild runs 4 retreats a year. Two are catered retreats at Silverstream and the other two are self-catered in Plimmerton. Retreats are a great way to set aside some dedicated time to work on projects and to have fun with a group of likeminded people. If this is something that interests you or you would like more information talk to Julie Elliott [cqretreats@gmail.com](mailto:cqretreats@gmail.com).

### **Silverstream retreats:**

1-3 May

28-30 August

### **Mini-retreats:**

26-27 June

27-28 November

## The Committee

Here are the names and duties of the 2019-2020 committee.

Prue Cooke-Willis	President	027 3373493	<a href="mailto:prudencecw@gmail.com">prudencecw@gmail.com</a>
Neroli Ayling	Vice-President Newsletter Editor	021 158 4434	<a href="mailto:neroliayling@gmail.com">neroliayling@gmail.com</a>
Anne-Marie Dunlop	Treasurer and Membership	299 1469	<a href="mailto:annemariedunlop@xtra.co.nz">annemariedunlop@xtra.co.nz</a>
Raewyn Hill	Secretary	234 7543	<a href="mailto:raewyn.a.hill@gmail.com">raewyn.a.hill@gmail.com</a>
Gayle Carmichael	Committee Member	027 602 7888	<a href="mailto:manager@plimmertonboatingclub.org.nz">manager@plimmertonboatingclub.org.nz</a>
Amber McIntosh	Block of the Month Class liaison	027 534 3242	<a href="mailto:ianamber07@gmail.com">ianamber07@gmail.com</a>
Lindy McKeown	Librarian	0212800315	<a href="mailto:McKeown.lindy@gmail.com">McKeown.lindy@gmail.com</a>
Wendy Neilson	Raffles Sales liaison	280 6576	<a href="mailto:wsigwn@gmail.com">wsigwn@gmail.com</a>

Sharon Ferguson (Chief Tea Lady), Louise Shirkey and Christine Johnco (Library), Marge Hurst and Christine McKenna (Welcome quilts), Lesley Hall (Mini-retreat, Sit 'N' Stitch), Alz and Janine Armstrong (Frames & photos), Rachel-Mary Perry (Almoner), Julie Elliott (Retreats), Jenny Allan (Speakers Liaison), Angela Ambler (Greeter) **Valued workers: Thank you!**

## Notices

### **Have you changed your address? – snail or email?**

If so please let Anne-Marie Dunlop know so she can update lists and keep you in touch with Coastal Quilters.

### **Suggestion Box**

Have you got an idea for a class or a speaker? Do you have an idea for the website? The committee would love to hear from you! Or, you can pop your suggestion into the 'Suggestion' box which is on the sign-in table in the foyer.

### **Almoner**

If you know of a member who has suffered a bereavement or illness please Rachel-Mary Perry ([rmperry1943@gmail.com](mailto:rmperry1943@gmail.com)) and a card will be sent on behalf of the club to let them know we are thinking of them.

### **Coastal Quilters Bank Account Number**

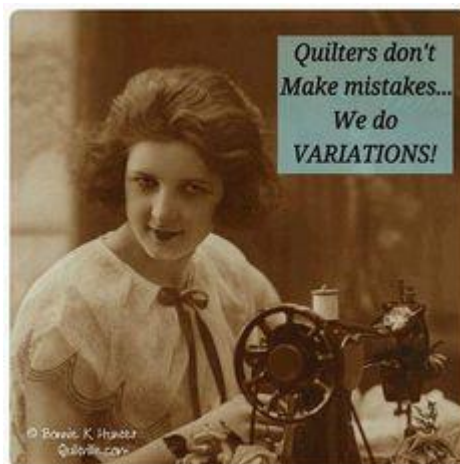
Payment of classes, retreats, subs, bus trips etc, please include your surname and the reason for payment eg subs, Bus trip, class name.

BNZ - 02 0524 0056822 00

## Calendar

		<b><u>CQ Events Calendar</u></b>
<b>2020</b>		
January	25	Sit 'N' Stitch (first for the year)
February	8	CQ Meeting
	22	Sit 'N' Stitch
March	14	CQ Meeting
	15	CLASS – Bunnies – Griet Lombard
	28	Sit 'N' Stitch
	20-22	<b><i>Fielding Quilt Show</i></b>
	27-29	<b><i>Wine Country Quilts Exhibition, Hawke's Bay A&amp;P Showgrounds, Hastings</i></b> <a href="https://www.winecountryquilts.org.nz/">https://www.winecountryquilts.org.nz/</a>
April	4	CQ Meeting – Jacqui Karl
	5	CLASS – To Be Announced - Jacqui Karl
	25	Sit 'N' Stitch
May	1-3	Silverstream Retreat
	9	CQ Meeting – Workday 10:30-3:30
	9	<b><i>Tote and Gloat. Arena 2 61 Pascal Street, Palmerston North</i></b>
	17	CLASS – Cathedral Windows – Dianne Southey
	23	Sit 'N' Stitch
June	3-26	<b><i>National Embroiders Exhibition, 12 Bruce St, Masterton</i></b>
	13	CQ Meeting
	21	CLASS – Finish it – Dianne Barnden
	26-27	Mini-Retreat
July	11	CQ Meeting
	25	Sit 'N' Stitch
August	8	CQ Meeting
	22	Sit 'N' Stitch
	22-23	<b><i>QUILTED Capital Quilters Exhibition Lower Hutt Events Centre.</i></b>
	28-30	Silverstream Retreat
September	12	CQ Meeting

	17-20	<b>Wairarapa Quilters Spring Symphony Exhibition</b>
	26	Sit 'N' Stitch
October	1-4	<b>Mini Symposium – Palmerston North</b> <a href="https://quiltcentral.co.nz/">https://quiltcentral.co.nz/.</a>
	10	CQ Meeting – Workday 10:30-3:30
	24	Sit 'N' Stitch
November	14	CQ Meeting
	27-28	Mini-retreat
December	5	Christmas meeting




**Coastal Quilters Block of the Month – December –  
February 2019/2020**

**BOXES IN BOXES**

Unfinished Block = approximately 12 ¼ " x 12 ¼ "


Finished Block = 12" x 12"

This block idea was donated by one of our members and it is just perfect for our summer BOM. We would like you to use summer colour shades of blue, green and yellow. The fabrics can be plain, patterned, batik or textured for this block. Put the yellow fabric in the centre, then add the green and finally the blue around the edges.



For one block, cut the following, using three colours:

- Yellow: Cut (1) 3 ½ " square  
Green: Cut (2) inner side rectangles – 2" x 3 ½"  
Cut (2) top/bottom rectangles – 2" x 6 ½"  
Blue Colour One: Cut (2) outer side rectangles - 2" x 6 ½"  
Cut (2) top/bottom rectangles – 2" x 9 ½"  
Blue Colour Two: Cut (2) outer side rectangles – 2" x 9 ½ "  
Cut (2) top/bottom rectangles – 2" x 12 ½ "



*See layout pictured above*


\*\*You are more than welcome to vary the pattern as you wish, eg do two green rows and one blue row



1. Assemble the block by sewing the shortest Green strips to the sides of the yellow square. Add the 2" x 6 ½ " rectangles to the top and bottom. Use a ¼ " seam allowance and press seams to outside edges (*see photos left and right*).



2. Continue to add strips to the block with the shorter strips always being added to the same two sides. Press all seams towards the outside edges. (*see photos below*)



[www.lovepatchworkandquilting.com](http://www.lovepatchworkandquilting.com)